



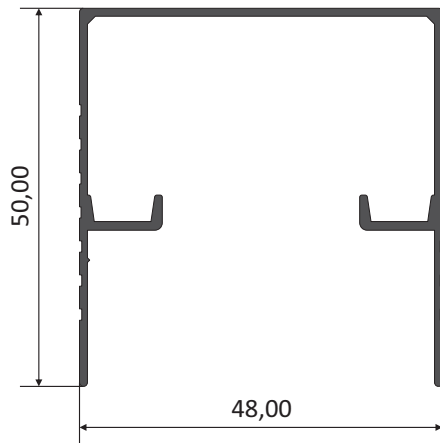
AÇO METAIS[®]
ALUMÍNIO E COMPONENTES

BOX FRISADO E SOROBIX

**EDIÇÃO
2020**

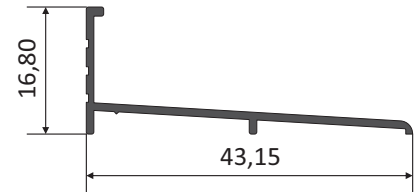
ABX-157

3,850 Kg/br
Superior Box



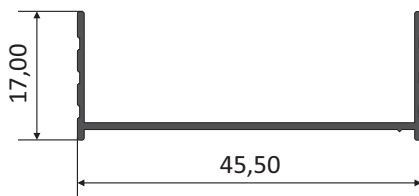
ABX-153

1,050 Kg/br
Inferior Box



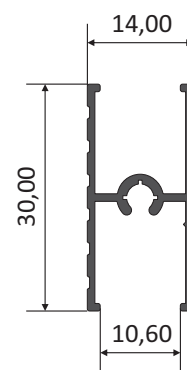
ABX-156

1,570 Kg/br
Lateral Box



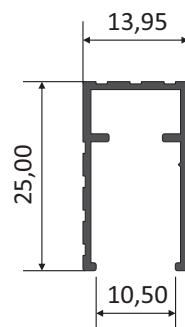
LABX-502

1,330 Kg/br
Travessa Box



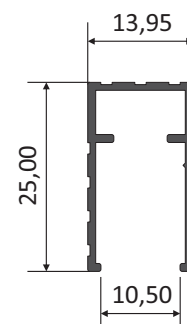
LABX-501

1,100 Kg/br
Montante Leve Box



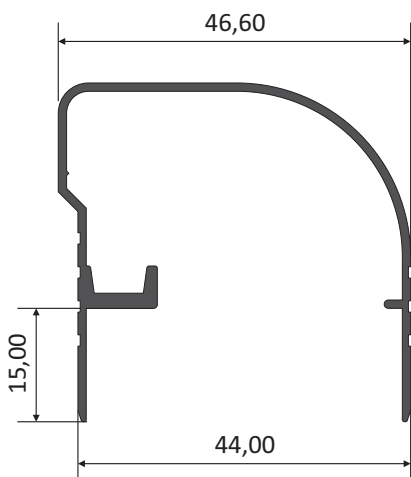
ABX-158

1,215 Kg/br
Montante Box



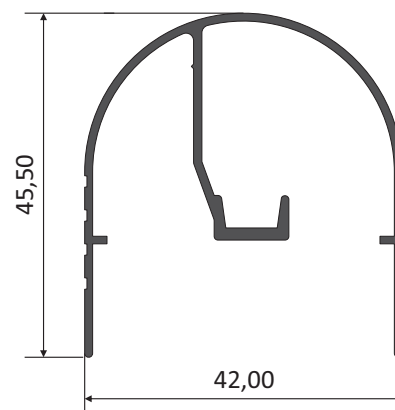
ABX-150

2,780 Kg/br
Superior Sorobox



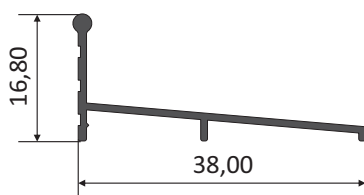
ABX-140

2,935 Kg/br
Superior Sorobox




ABX-147

1,100 Kg/br
Inferior Sorobox



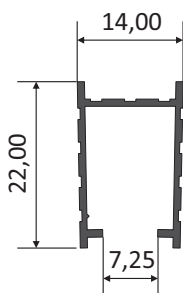
ABX-151

1,020 Kg/br
Lateral Sorobox



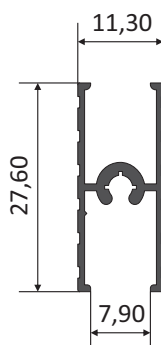
ABX-148

0,930 Kg/br
Montante Sorobox



ABX-149

1,150 Kg/br
Travessa Sorobox



ABX-106

1,500 Kg/br
Montante Canto Box

