



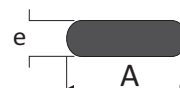
AÇO METAIS[®]
ALUMÍNIO E COMPONENTES

TABELADOS

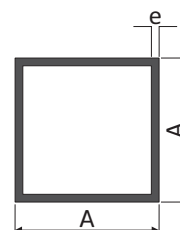
**EDIÇÃO
2020**

BARRA CHATA | CANTO VIVO

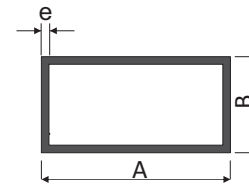

	A (mm)	e (mm)	A (in)	e (in)	Peso (Kg/Br)
ABC-008	15,87	3,00	5/8	-	0,780
ABC-009	15,87	4,76	5/8	3/16	1,230
ABC-015	19,05	3,17	3/4	1/8	1,000
ABC-016	19,05	4,76	3/4	3/16	1,480
ABC-025	25,40	3,17	1	1/8	1,320

BARRA CHATA | CANTO ARREDONDADO | CALHEIRO


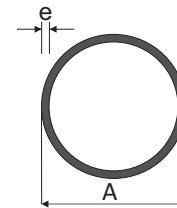
	A (mm)	e (mm)	A (in)	e (in)	Peso (Kg/Br)
ABC-095	15,87	4,76	5/8	3/16	1,170
ABC-165	19,05	4,76	3/4	3/16	1,420

TUBO QUADRADO


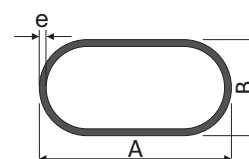
	A (mm)	e (mm)	A (in)	e (in)	Peso (Kg/br)
LATQ-005	19,05	0,90	3/4	-	1,080
ATQ-005	19,05	1,00	3/4	-	1,200
ATQ-008	25,40	0,90	1	-	1,470
ATQ-010	25,40	1,10	1.1/2	-	1,740
LATQ-013	38,10	0,90	1.1/2	-	2,180
ATQ-013	38,10	1,00	1.1/2	-	2,460
ATQ-017	50,80	1,10	2	-	3,620
ATQ-076	76,20	1,60	3	-	7,700
ATQ-100	100,00	2,00	-	-	12,750

TUBO RETANGULAR


	A (mm)	B (mm)	e (mm)	A (in)	B (in)	e (in)	Peso (Kg/br)
LATG-074	25,00	12,70	0,80	-	1/2	-	0,900
ATG-074	25,00	12,70	1,00	-	1/2	-	1,250
ATG-015	50,80	12,70	0,95	2	1/2	-	1,910
ATG-016	50,80	12,70	1,20	2	1/2	-	2,370
ATG-071	50,80	25,40	0,85	2	1	-	2,060
ATG-073	50,80	25,40	1,00	2	1	-	2,420
ATG-090	50,80	25,40	1,20	2	1	-	2,880
ATG-027	76,20	38,10	1,50	3	1.1/2	-	5,600
LATG-027	76,20	38,10	1,20	3	1.1/2	-	4,700
ATG-070	95,00	50,80	1,60	-	2	-	7,570

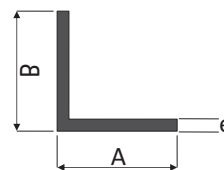
TUBO REDONDO


	A (mm)	e (mm)	A (in)	e (in)	Peso (Kg/br)
ATR-004	12,70	1,10	1/2	-	0,650
ATR-011	15,87	1,00	5/8	-	0,770
ATR-017	19,05	0,90	3/4	-	0,835
ATR-018	19,05	1,00	3/4	-	0,925
ATR-038	25,40	1,00	1	-	1,270
ATR-070	38,10	1,30	1.1/2	-	2,490
ATR-098	50,80	1,24	2	-	3,200
ATR-135	76,20	1,50	3	-	5,800
ATR-161	101,60	1,60	4	-	8,160

TUBO OBLONGO


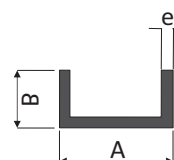
	A (mm)	B (mm)	e (mm)	A (in)	B (in)	e (in)	Peso (Kg/br)
ATO-015	25,40	12,70	0,85	1	1/2	-	0,850

CANTONEIRA DE ABAS IGUAIS



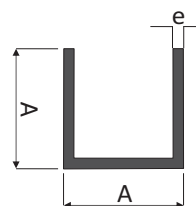
	A (mm)	e (mm)	A (in)	e (in)	Peso (Kg/Br)
ACT-001	12,70	1,59	1/2	1/16	0,670
ACT-005	15,87	1,35	5/8	-	0,650
ACT-007	19,05	1,59	3/4	1/16	0,940
ACT-016	25,40	1,50	1	-	1,210
ACT-019	25,40	3,17	1	1/8	2,460
ACT-022	31,75	3,17	1.1/4	1/8	3,150
ACT-026	38,10	3,17	1.1/2	1/8	3,800
ACT-031	50,80	1,59	2	1/16	2,640

PERFIL U | ABAS DESIGUAIS



	A (mm)	B (mm)	e (mm)	A (in)	B (in)	e (in)	Peso (Kg/Br)
AMF-2060	11,00	22,00	-	-	-	-	0,740
AMF-2006	11,00	19,00	-	-	-	-	0,680
AMF-2044	11,20	15,00	-	-	-	-	0,710
AMF-2301	12,50	14,70	-	-	-	-	0,600
APU-014	12,70	22,22	1,20	1/2	7/8	-	1,090
AMF-3501	13,40	16,00	-	-	-	-	0,810
AMF-1614	14,00	22,00	-	-	-	-	0,905
APU-316	15,00	25,00	1,20	-	-	-	1,220
AMF-2025	14,40	48,00	-	-	-	-	2,200
APU-207	19,05	12,70	-	3/4	1/2	-	1,250

PERFIL U | ABAS IGUAIS



	A (mm)	e (mm)	A (in)	e (in)	Peso (Kg/Br)
APU-800	9,52	-	3/8	-	0,475
APU-002	12,70	1,59	1/2	1/16	0,920
APU-004	15,87	1,35	5/8	-	1,000

LINHA ESPETO / LIGA ESPECIAL

DESCRIÇÃO	A(mm)	e(mm)	A(in)	Peso (Kg/Br)
ESPETO - ABC-002 Barra Chata 9,52x3,17mm	9,52	3,17	3/8	0,500
ESPETO - ABC-009 Barra Chata 15,87x4,76mm	15,87	4,76	5/8	1,230
ESPETO - ABC-016 Barra Chata 19,05x4,76mm	19,05	4,76	3/4	1,480
ESPETO - AVQ-001 Vergalhão Quadrado 6,35mm	6,35	6,35	1/4	0,660
ESPETO - AVR-516 Vergalhão Redondo 7,94mm	7,94	-	5/16	0,820

KIT BOX TEMPERADO FRONTAL

TAMANHO FT-1	ANODIZADO FOSCO	PINTADO BRANCO	PINTADO PRETO
1,00mt	"	"	"
1,20mt	"	"	"
1,30mt	"	"	"
1,50mt	"	"	"
1,60mt	"	"	"
1,80mt	"	"	"
2,00mt	"	"	"
2,10mt	"	"	"

KIT BOX TEMPERADO CANTO

TAMANHO CT	ANODIZADO FOSCO	PINTADO BRANCO	PINTADO PRETO
0,9mt	"	"	"
1,00mt	"	"	"
1,20mt	"	"	"